

DUALEM LOG

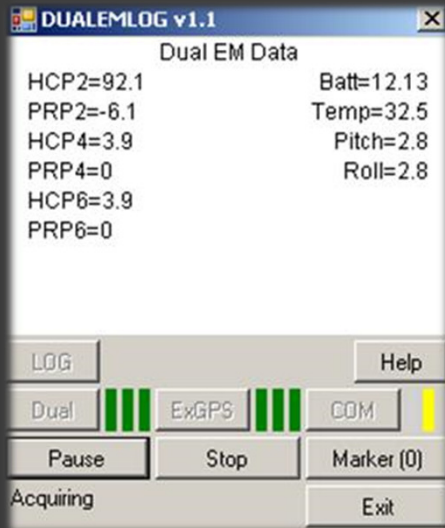


COMPLETE SOFTWARE FOR DUALEM DATA ACQUISITION

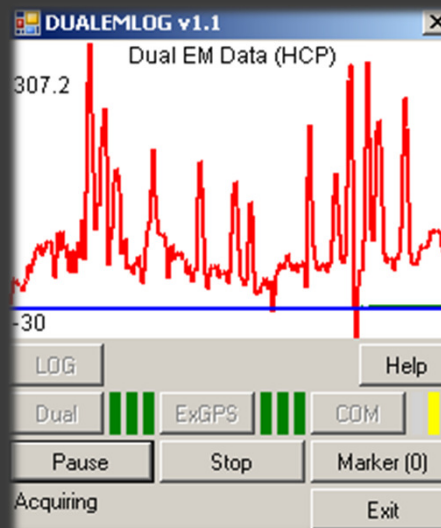
MAIN FEATURES

- FULL STORAGE OF DUALEM DATA (SENSORS, INTERNAL GPS, PITCH, ROLL, BATTERY VOLTAGE, TEMPERATURE)
 - FULL EXTERNAL GPS DATA STORED ON SEPARATE FILE
- REAL-TIME DISPLAY OF ACQUIRED DATA (SENSORS, DATA QUALITY AND PATH OF INTERNAL AND EXTERNAL GPS, PITCH, ROLL, BATTERY VOLTAGE, TEMPERATURE)
 - REAL-TIME DISPLAY OF ACQUISITION STATUS BY MEANS OF COLOURED LEDS SYSTEM
- FULL ACCESS TO DUALEM'S INTERNAL SOFTWARE FOR PROPER AND IMMEDIATE SETUP OF INSTRUMENT AND ACQUISITION
 - FULL INTERNAL MEMORY DATA DOWNLOAD FUNCTION
 - DESIGNED FOR LIGHT HANDHELD FIELD PC

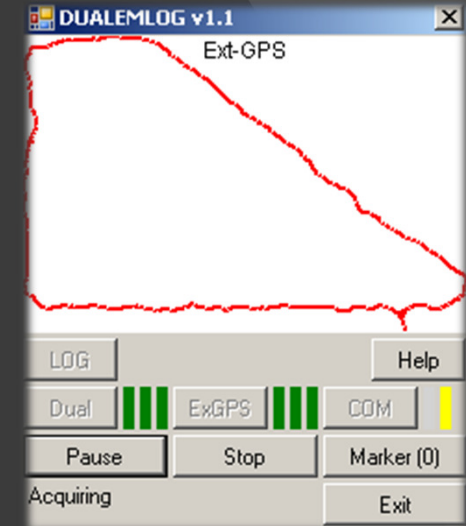
DUALEM LOG - REAL-TIME MAIN FUNCTIONS



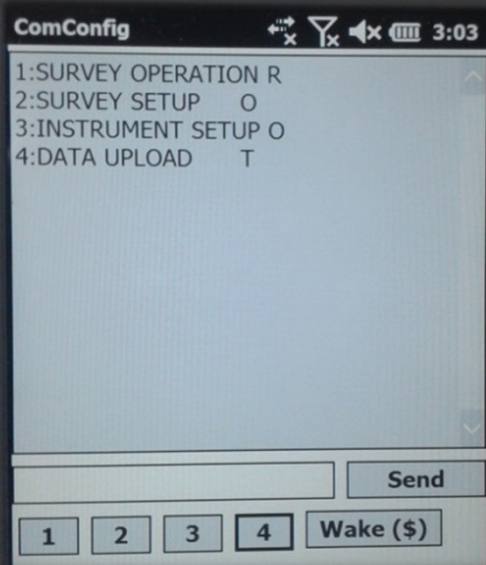
Text display of data



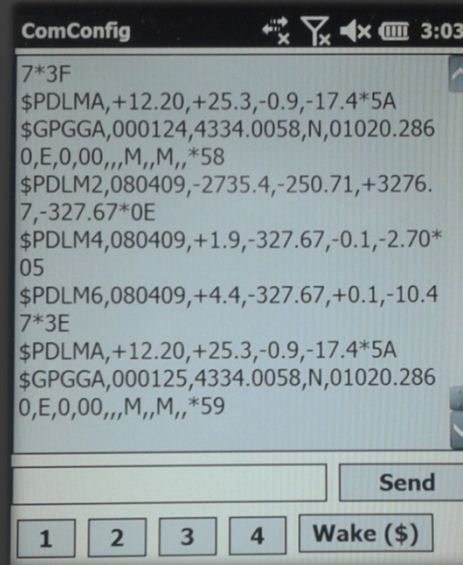
Graphical display of data



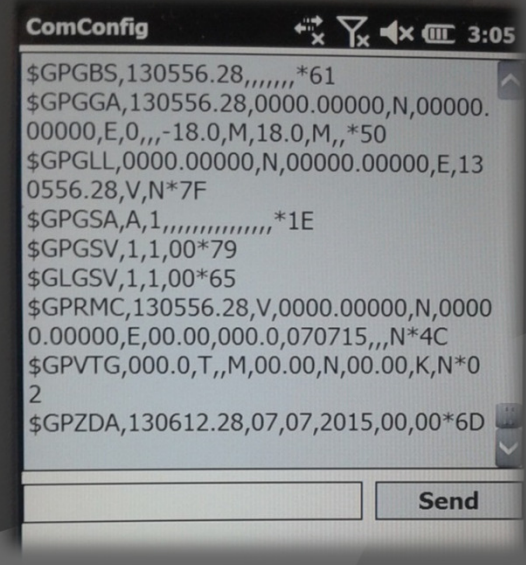
GPS path display for Int. or Ext. GPS



Direct access to internal DUALEM's menu



Data flow coming from DUALEM



Data flow coming from external GPS (Archer 2)

